



District Report Card: 2017


State: Tamil Nadu	District: Thiruvallur
Class: 5	Subject: Language
Schools: 60	Students: 926


Participation/Coverage


Students

GENDER 	Boys		Girls	
	Number	%	Number	%
	493	53.24	433	46.76

AREA 	Rural		Urban	
	Number	%	Number	%
	569	61.45	357	38.55

CATEGORY 	SC		ST		OBC		GEN	
	Number	%	Number	%	Number	%	Number	%
	388	41.90	35	3.78	422	45.57	81	8.75

CWSN 	LD	VI	HI	S&LD	ID	Oth
	1	0	1	1	5	10

Management 	Government		Government-aided	
	Number	%	Number	%
	677	73.11	249	26.89

Average Performance of Students in Language (%)

Overall	Gender		Area		Management		Social Group			
	Male	Female	Rural	Urban	Govt.	Aided	SC	ST	OBC	GEN
60.88	59.49	62.46	64.31	55.41	59.61	64.34	61.86	71.81	60.82	51.77

Performance on Learning Outcomes (LOs)

Learning Outcomes	Description	Average Performance(%)
L504	Reads and comprehends independently storybooks, news items/ headlines, advertisements etc.	62.33
L508	Reads text with comprehension, locates details and sequence of events	60.15

Range of Performance of Students who Answered Correctly							
Below 30%		30% - 50%		50% - 75%		Above 75%	
Number	%	Number	%	Number	%	Number	%
89	9.61	212	22.89	385	41.58	240	25.92

Lowest Performing Learning Outcomes (LOs)

- 1 - Reads text with comprehension, locates details and sequence of events (60.15)
- 2 - Reads and comprehends independently storybooks, news items/ headlines, advertisements etc. (62.33)